

A83 gPV 1000 /1100 VDC Fuse 10x38 mm



FEATURES

- 1000 / 1100 VDC, 10x38 mm PV fuse-link with glass-fiber
- Rated Current: 1-32 A
- Breaking Capacity: 30 kA @ 1100 VDC (1-32 A)
Self - Certified: 50 kA @ 1100 VDC (1-20A)
- Time Constant: 1-3 ms
- Special design with silver plated caps for high-power PV applications
- BH100-01, BH100-02 holders for DIN rail mounting
- Customizable for special applications

APPLICATIONS

- PV combiner/ junction boxes
- Inverters
- Battery Charge Controllers

AGENCY INFORMATION

- Comply to: UL 248-19 (File: E490190)
- Approvals: IEC 60269-6/GBT 13539.6
- Manufactured under IATF 16949 quality system
- RoHS and REACH Compliant

ELECTRICAL SPECIFICATIONS

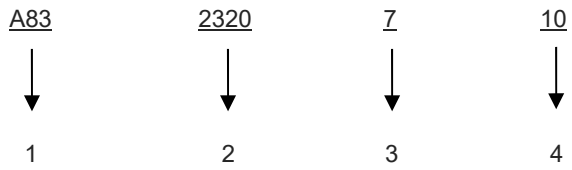
Part Number					Rated Current	Ampere Code	Breaking Capacity	Cold Resistance (mΩ)	I ² t (A ² s)		Dissipation (W)		Certifications	
Cylindrical	Level	Central	PCB 2P	PCB 4P					Pre-Arcing	Total	80% I _n	100% I _n	UL	TUV
A831100710	A831100711	A831100712	A831100713	A831100716	1A	1100	30 kA@ 1100 VDC	434.00~651.00	20	110	0.1	0.1	●	●
A831200710	A831200711	A831200712	A831200713	A831200716	2A	1200		142.90~214.34	40	220	0.2	0.3	●	●
A831300710	A831300711	A831300712	A831300713	A831300716	3A	1300		73.96~110.94	60	330	0.3	0.4	●	●
A831400710	A831400711	A831400712	A831400713	A831400716	4A	1400		45.31~67.97	80	440	0.4	0.6	●	●
A831500710	A831500711	A831500712	A831500713	A831500716	5A	1500		35.00~52.51	100	550	0.5	0.7	●	●
A831600710	A831600711	A831600712	A831600713	A831600716	6A	1600		27.60~41.40	120	660	0.6	0.9	●	●
A831800710	A831800711	A831800712	A831800713	A831800716	8A	1800		21.20~31.80	160	880	0.9	1.1	●	●
A832100710	A832100711	A832100712	A832100713	A832100716	10A	2100		10.96~16.45	200	1100	1.1	1.4	●	●
A832120710	A832120711	A832120712	A832120713	A832120716	12A	2120		9.16~13.75	240	1320	1.3	1.7	●	●
A832150710	A832150711	A832150712	A832150713	A832150716	15A	2150		6.15~9.23	300	1650	1.6	2.2	●	●
A832160710	A832160711	A832160712	A832160713	A832160716	16A	2160		5.63~8.45	310	1660	1.6	2.2	●	●
A832180710	A832180711	A832180712	A832180713	A832180716	18A	2180		4.56~6.84	380	2100	1.8	2.9	●	●
A832200710	A832200711	A832200712	A832200713	A832200716	20A	2200		3.90~5.85	400	2200	2.1	2.9	●	●
A832250710	A832250711	A832250712	A832250713	A832250716	25A	2250		2.92~4.38	500	2750	2.7	3.6	●	●
A832300710	A832300711	A832300712	A832300713	A832300716	30A	2300		2.21~3.33	600	3300	3.2	4.3	●	●
A832320710	A832320711	A832320712	A832320713	A832320716	32A	2320		2.21~3.33	850	3750	4.0	5.5	●	●

Note: Operating temperature range: -40°C ~ 90°C.

TIME VS CURRENT CHARACTERISTIC

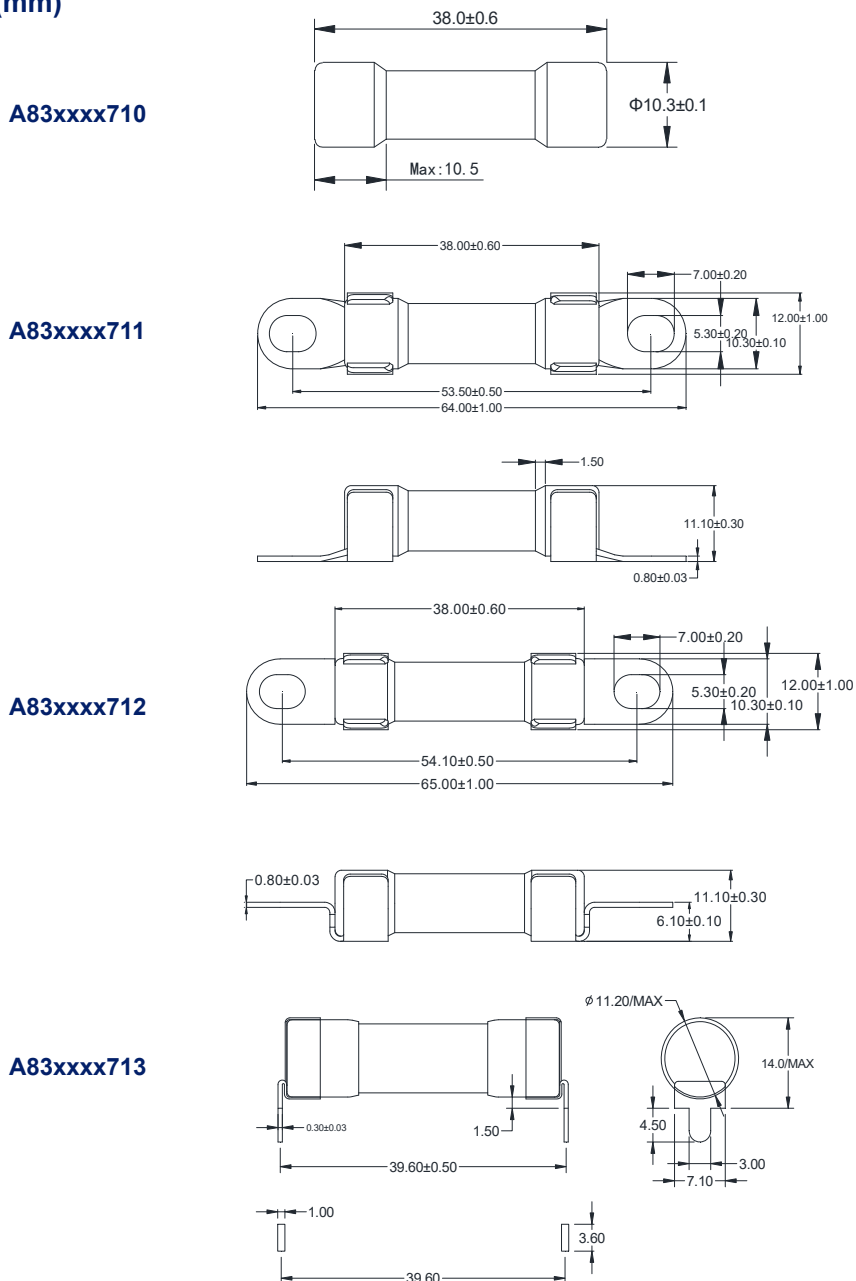
Standard	UL			IEC		
	100 %	135 %	200 %	100 %	113 %	145 %
Rated Current	100 %	135 %	200 %	100 %	113 %	145 %
1-32 A	Temperature Stabilization	<1 h	<4 min	Temperature Stabilization	>1 h	<1 h

PART NUMBER SYSTEM

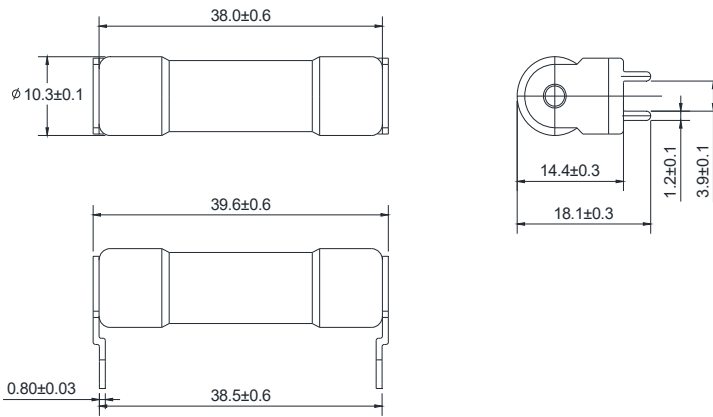


- 1Product Series A83
- 2Ampere Code 32 A (see ampere code column of electrical specifications)
- 3Rated Voltage..... 7: 1000 / 1100 V
- 4Supplementary Code 10: Cylindrical, 11: Level Mount, 12: Central Mount, 13: PCB 2P, 16: PCB 4P.

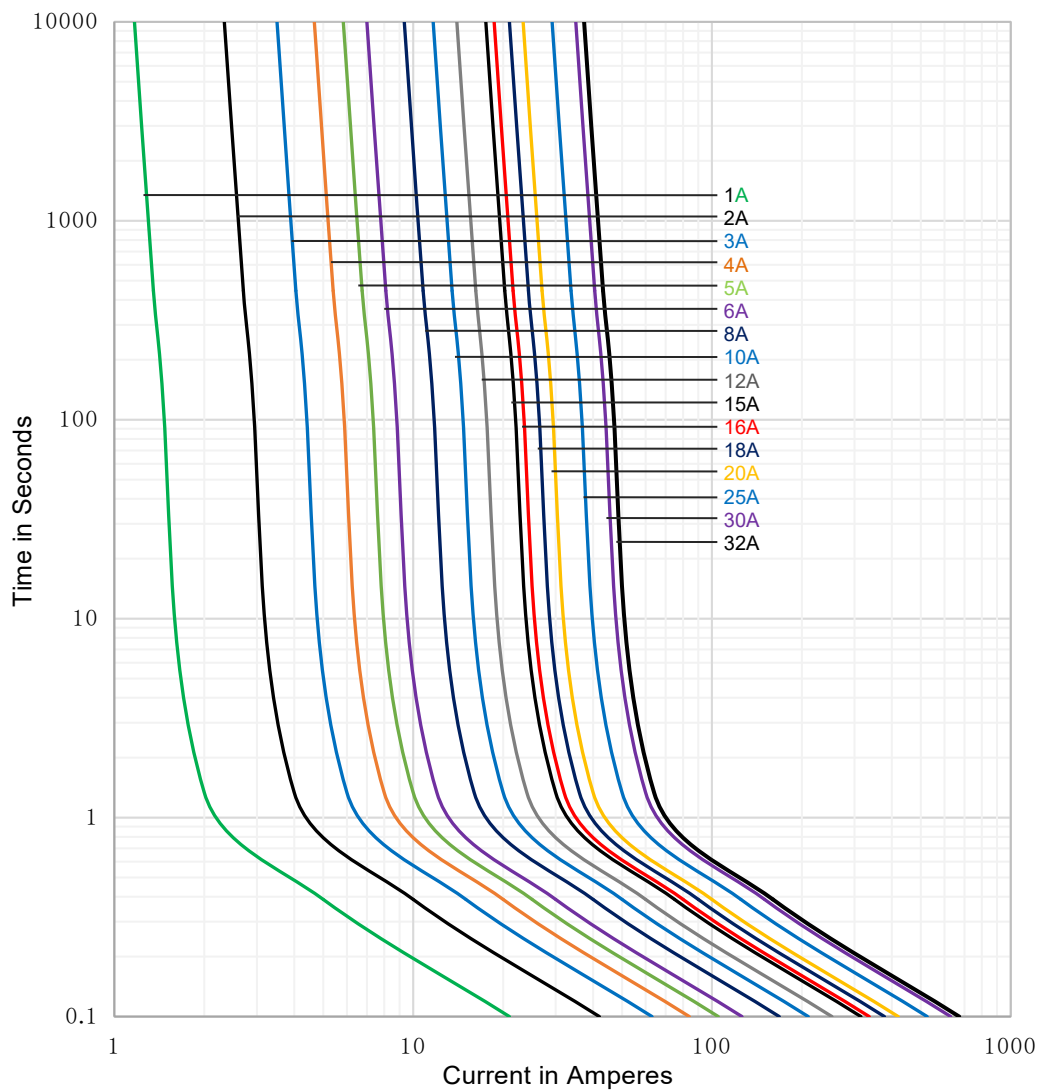
DIMENSIONS (mm)



A83xxxx716



Time Current Curve (reference)



WEB RESOURCES

Download the latest technical documents: www.adlerelectric.com. Specifications are subject to change without notice.