



DC HIGH VOLTAGE EV RELAY

LEV 100



▶ COIL SPECIFICATION

NOMINAL VOLTAGE(V)	ITEM	COIL RESISTANCE (Ω)	NOMINAL OPERATING CURRENT(A)	PULL-IN VOLTAGE(V)	DROP-OUT VOLTAGE(V)	NOMINAL OPERATING POWER (W)	MAX. ALLOWABLE VOLTAGE(V)
DC	12	32Ω	0.375A	≤9.0VDC	≥1VDC	4.5W	16VDC
	24	128Ω	0.128A	≤18.0VDC	≥2VDC	4.5W	32VDC

▶ CONTACT RATINGS

ITEM	MODEL	Unipolar resistive load(L/R≤1ms)	
		LEV100	
Maximum Continuous Current		100A	
Maximum Cut Off	V	450V DC	
	A	100A	
	W	45KW	
Min. Switching Capacity(Resistive Load)		1A 12VDC	
Short Term Current		200A 20min, 400A 30 s 1000A 0.6 s	
Contact Resistance		≤ 1.5mΩ (DC 100A)	
Contact Material		Alloy Cu	
Contact Arrangement		1 A (SPST-NO.)	

▶ PART NUMBERING RULE

LEV 100 - 1 12 D 001

Series	Rated Current	Auxiliary Contactor	Contactor type	Coil Voltage	Coil lead	Customized
LEV= Square type	100:100A	Null:NO auxiliary Contactor	1: 1a Normally Open	12: 12VDC 24:24VDC	D=direct wire without connection plug E=direct wire with connector plug	0--:appearance -0:-installation --0:client code


- Note: 1. specifications are obtained in the environment of 23 degrees C
 2. maximum allowable contact temperature: 150 C; 175 degrees C 2Hmax; 200 degrees C 2minMa
 3. the finished product withstand pressure / insulation is 50Mohm,
 4. after the maximum limit cut-off, the auxiliary contacts can not meet the pressure insulation
 5. coil resistance test error + 10%

x



DC HIGH VOLTAGE EV RELAY

LEV 100



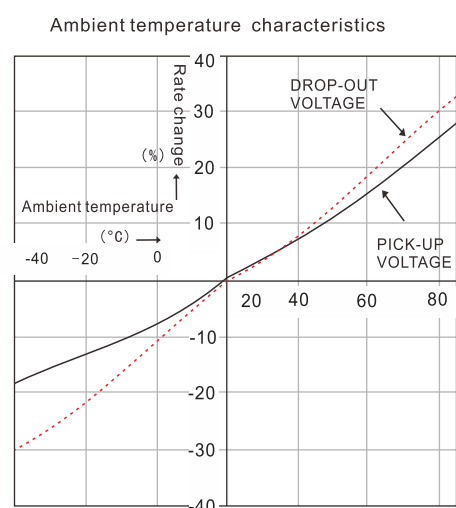
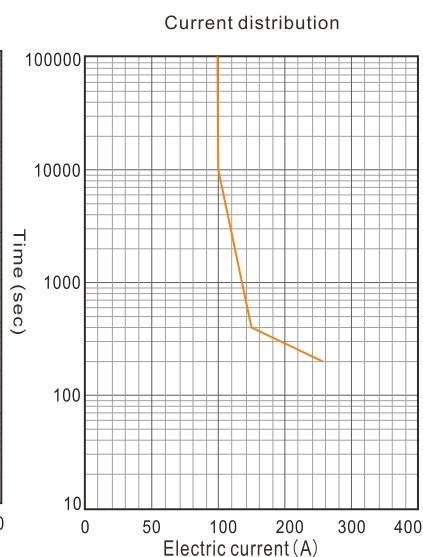
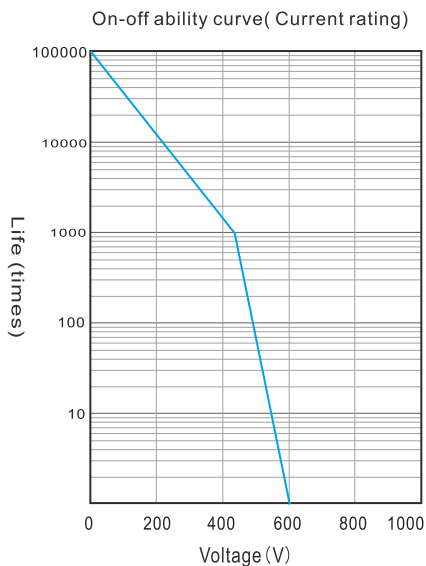
INSULATION PERFORMANCE

Insulation Resistance		Min. 100MΩ 500V DC
Dielectric Strength	Between Open Contacts	3000V AC 60 Sec. 1mA
	Between Contact And Coil	3000V AC 60 Sec. 1mA
Operate Time(at 20 °C)		≤30ms
Release Time(at 20 °C)		≤10ms

MECHANICAL PARAMETERS

Life	Mechanical Life		2x10 ⁵ Ops
	Electrical Life (Resistive Load) (L/R≤1ms)	48V DC 100A	30,000 Ops
		72V DC 100A	25,000 Ops
		200V DC 100A	10000 Ops
		450V DC 100A	1000 Ops
Shock Resistance	Functional	Min 196% {20G} 11ms ,(10μs)	
	Destructive	Min 490% {50G} 6ms	
Vibration Resistance	Functional	49% {5G} 10 to 200Hz,(10μs)	
	Destructive	49% {5G} 10 to 200Hz 4h	
Conditions For Operation Transport And Storage	Ambient Temperature	-40°C to +85°C	
	Humidity	5 to 95% R.H.	
Weight		350g	

ENGINEERING DATA



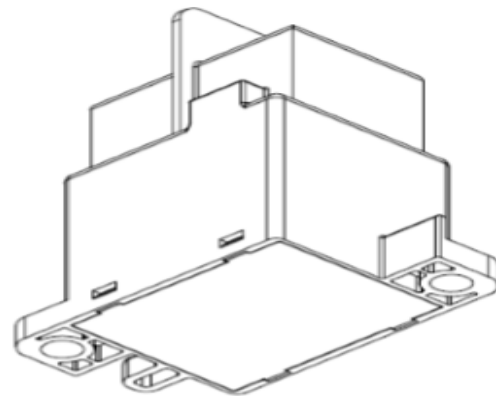
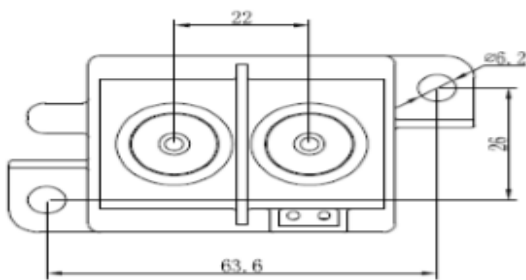
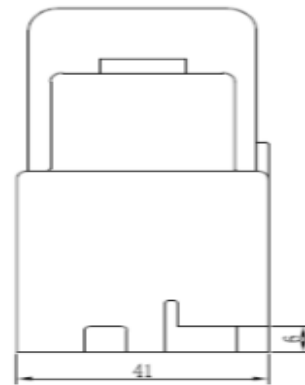
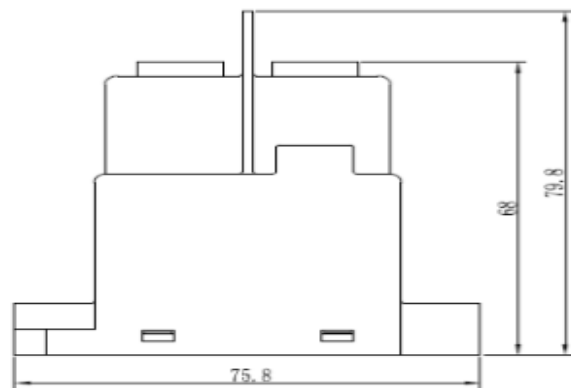


DC HIGH VOLTAGE EV RELAY

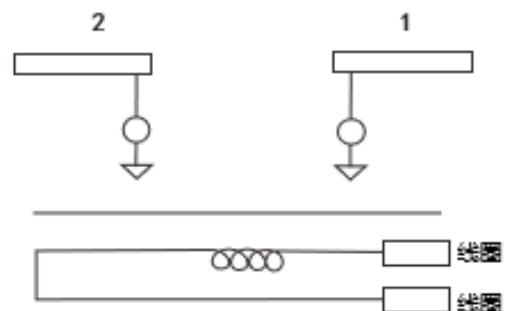
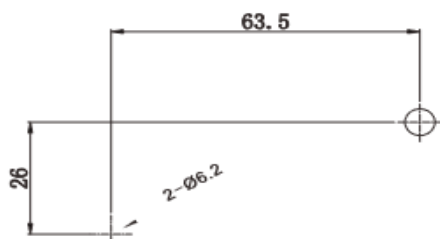
LEV 100



▶ DIMENSIONAL DRAWING 1



▶ MOUNTING DIMENSIONS





EV RELAY APPLICATION PRECAUTIONS:

EV series high voltage DC relay with higher arc cooling capacity hydrogen medium, have the ability of DC high voltage cutting and adopt ceramic sealing explosion-proof structure. Contact part have waterproof, anti oxidation and other functions. It can be widely used in electric vehicles, hybrid vehicles, fuel cell vehicles, construction machinery, photovoltaic power generation, wind power generation, battery charging and discharging system, DC voltage power control and other DC high voltage fields.

Notes:

- 1.All types of relay terminals have polarity difference. Please use correctly according to the mark on each surface of the product. When the connection polarity is reversed, the electrical characteristics promised in the specification will not be guaranteed.
- 2.The rated value of contact parameters are the value of resistive load. Without measures, there may be a decline in electrical life and the occurrence of cut off. If using diodes, it may lead to a decline in cutting performance
- 3.During the action voltage test of double coil relay, voltage can not be risen slowly. Please drive the product coil through the fast rising (step type power supply mode) , otherwise the relay will not act.
- 4.Don't put the relay in the environment that over normal operating temperature (-40 degrees C to 85 C) for a long time.
- 5.Please avoid installing near in strong magnetic field (around transformer and magnet) and hot objects.
- 6.Make sure the main power line is closest to the relay leading-out terminal, then installed tightly according to the order of the flat washer, spring washer and nut. Incorrect connection order may cause serious overheating, and lead to the insulation layer melting of connecting cable .
- 7.Screw locking torque of every part should be accordant with following chart in case of breakage.

▶ Part I Leading-out terminal installation:

Nut	EVR20	EVR40	EVR100	EVR120	EVR150	EVR200	EVR250	EVR300	EVC50	EVC100	EVC135	EVC150	EVC250	EVC350
M4		3N.m~4N.m							3N.m~4N.m	3N.m~4N.m	3N.m~4N.m			
M5			6N.m~8N.m	6N.m~8N.m	6N.m~8N.m									
M6						10N.m~12N.m	10N.m~12N.m	10N.m~12N.m				10N.m~12N.m	10N.m~12N.m	10N.m~12N.m
M8														

Remarks:EVC050,EVC100 Use screws;

▶ Part II Relay installation:

Screws	EVR20	EVR40	EVR100	EVR120	EVR150	EVR200	EVR250	EVR300	EVC50	EVC100	EVC135	EVC150	EVC250	EVC350
M4									2N.m~3N.m	2N.m~3N.m	2N.m~3N.m			
M5	3N.m~4N.m	3N.m~4N.m	3N.m~4N.m	3N.m~4N.m	3N.m~4N.m	3N.m~4N.m						3N.m~4N.m	3N.m~4N.m	3N.m~4N.m
M6	5N.m~6N.m	5N.m~6N.m	5N.m~6N.m	5N.m~6N.m	5N.m~6N.m	5N.m~6N.m	5N.m~6N.m	5N.m~6N.m				5N.m~6N.m	5N.m~6N.m	5N.m~6N.m
M8														

Remarks: a. Screw strength must be in compliance with the requirements of grade 8.8 or above ; (GB/T70.1)
b. The effective locking thread length must be greater than 5mm;

8. Please avoid adhering grease and other foreign material on the leading-out terminal; Please use the following specifications of the connection wire, otherwise it may cause abnormal heat of the terminal part.

Product	EVT150	EVR20	EVR40	EVR100	EVR120	EVR150	EVR200	EVR250	EVC50	EVC100	EVC135	EVC150	EVC250	EVC350
Nominal sectional area (Min)		3mm ²	10mm ²	35mm ²	40mm ²	50mm ²	60mm ²	75mm ²	10mm ²	35mm ²	40mm ²	50mm ²	75mm ²	100mm ²

9.Packing specification

Each box	EVT150	EVR20	EVR40	EVR100	EVR120	EVR150	EVR200	EVR250	EVC50	EVC100	EVC135	EVC150	EVC250	EVC350
Specifications D*W*H	475*328*113mm	362*357*146mm	407*337*131mm	482*457*91mm	482*457*91mm	532*432*91mm	557*577*96mm	557*577*96mm	412*407*146mm	412*407*146mm	412*407*146mm	482*382*106mm	482*382*106mm	507*402*119mm
Number	40pcs	40pcs	40pcs	20pcs	20pcs	20pcs	20pcs	20pcs	60pcs	60pcs	60pcs	20pcs	20pcs	20pcs
Net weight	5.4kg	6.4kg	7.2kg	7kg	7kg	8kg	10kg	10kg	10.8kg	10.8kg	10.8kg	7.6kg	7.6kg	11kg
Monomer	0.13kg	0.16kg	0.18kg	0.35kg	0.35kg	0.4kg	0.4kg	0.4kg	0.18kg	0.18kg	0.18kg	0.38kg	0.38kg	0.55kg

Note: there is a shockproof bubble bag in the packing box, and there is shockproof foam inside the box;

- 10.In the case of accidental fall of the relay, see intended not to use.
- 11.Attentions and product technical data should be updated termly, and copyright by Ebusbar all.